



Cooler Pump Fix




Remove 2 screws that secure the pump shroud



Flip shroud up and out of the way to access the pump



Drill a small pilot hole (1/16th) in the location indicated by the arrow. Next, drill 1/8th" hole in pilot hole location. Be sure NOT to drill through both sides of tube, hole only needs to be in the outer side of the tube



Finished product should look similar to this. Once the pump is turned on, water will spew out of hole, allowing any airlock to be purged from the system as well. Reverse steps to reinstall the pump shroud*

*You will hear water hitting the shroud when running, this is normal.